

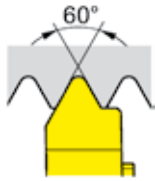
FILETAGE-SOMMAIRE

FILETTATURA-INDICE



Filetage métrique standard ISO (extér.)

Filettatura ISO-Metrica standard (esterne)

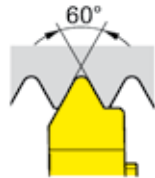


Filetage Filettatura	Profil partiel Profilo parziale	Page Pag.	Profil plein Profilo completo	Page Pag.
M6 (M7)	R/L315.0610.01	K21	R/L315.0610.02	K22
M8 (M9)	R/L315.0712.01	K21	R/L315.0712.02	K22
M10 (M11)	R/L315.0915.01	K21	R/L315.0915.02	K22
M12	R/L315.1017.01	K21	R/L315.1017.02	K22
M14; M16	R/L315.1220.01	K21	R/L315.1220.02	K22
M18; M20; M22	R/L315.1525.01	K21	R/L315.1525.02	K22
M24; M27	R/L315.1830.01	K21	R/L315.1525.02	K22
M30; M33	R/L315.2135.01	K21	R/L315.2135.02	K22
M36	-	-	R/L315.2440.02	K22
M24 - M68	R/L315.3060.01	K21	-	-
M48; M52	-	-	R/L315.3050.02	K22
M64; M68	-	-	R/L315.3660.02	K22

R

Filetage métrique pas fin ISO (extér.)

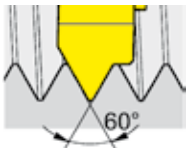
Filettatura ISO-Metrica fine (esterne)



Filetage Filettatura	Profil partiel Profilo parziale	Page Pag.	Profil plein Profilo completo	Page Pag.
M7,5x1	R/L315.0610.01	K21	R/L315.0610.02	K22
M10x1,25	R/L315.0712.01	K21	R/L315.0712.02	K22
M12x1,5	R/L315.0915.01	K21	R/L315.0915.02	K22
M17x2	R/L315.1220.01	K21	R/L315.1220.02	K22
M24x2,5	R/L315.1525.01	K21	R/L315.1525.02	K22
M30x3	R/L315.1830.01	K21	R/L315.1525.02	K22

Filetage métrique pas fin ISO (intér.)

Filettatura ISO-Metrica fine (interne)



Filetage Filettatura	Profil partiel Profilo parziale	Page Pag.	Profil plein Profilo completo	Page Pag.
M45x1	R/L315.0510.01	K23	R/L315.0510.02	K24
M45x1,5	R/L315.0815.01	K23	R/L315.0815.02	K24
M48x2	R/L315.1020.01	K23	R/L315.1020.02	K24
M48x2,5	R/L315.1325.01	K23	R/L315.1325.02	K24
M48x3	R/L315.1630.01	K23	R/L315.1630.02	K24
M48x3,5	R/L315.1835.01	K23	R/L315.1835.02	K24

Profil plein, Whitworth (extér.)

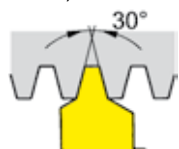
Profilo completo, Whitworth (esterne)



Filetage Filettatura	Profil plein Profilo completo	Page Pag.
G ^{1/16} / G ^{1/8}	R/L315.5528.02	K25
G ^{1/4} / G ^{3/8}	R/L315.5519.02	K25
G ^{1/2} / G ^{3/4}	R/L315.5514.02	K25
G1 - G6	R/L315.5511.02	K25

Filetage trapéz. métriques ISO DIN103 (extér.)

Filettatura trapez. ISO-Metrica DIN103 (esterne)



Filetage Filettatura	Profil plein Profilo completo	Page Pag.
Tr8x1,5	R/L315.1015.02	K26
Tr9-10x2	R/L315.1320.02	K26
Tr12-14x3	R/L315.1730.02	K26
Tr16-20x4	R/L315.2240.02	K26
Tr22-28x5	R/L315.2750.02	K26
Tr30-36x6	R/L315.3560.02	K26