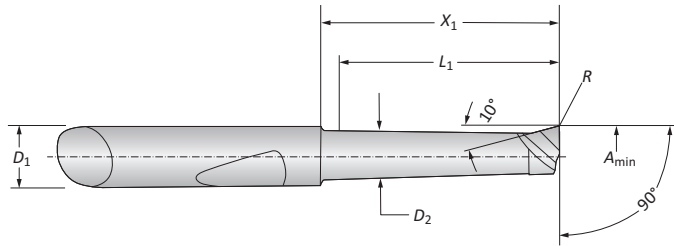


Mini Boring Bars

WHC05 | WHW04 | WBN150 | Diameter Range: 3.00 mm - 10.00 mm



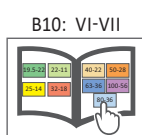
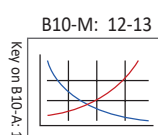
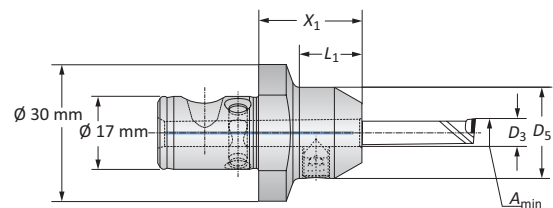
Mini Boring Bars

	Boring Range A_{min}	Boring Bar					Part No.		
		D_1	D_2	X_1	L_1	R	Coated Carbide	Uncoated Carbide	CBN
m	3.00	6.00	2.60	11.50	10.00	0.10	081306WHC05	—	081322WBN150
	3.00	6.00	2.60	16.50	15.00	0.10	081307WHC05	081307WHW04	—
	4.00	6.00	3.60	12.00	10.00	0.20	081308WHC05	—	081317WBN150
	4.00	6.00	3.60	17.00	15.00	0.20	081309WHC05	—	081341WBN150
	4.00	6.00	3.60	22.00	20.00	0.20	081310WHC05	081310WHW04	—
	5.00	6.00	4.60	12.00	10.00	0.20	081311WHC05	—	081318WBN150
	5.00	6.00	4.60	22.00	20.00	0.20	081312WHC05	—	081319WBN150
	5.00	6.00	4.60	32.00	30.00	0.20	081313WHC05	081313WHW04	—
	6.00	6.00	5.60	22.00	20.00	0.20	081314WHC05	—	081320WBN150
	6.00	6.00	5.60	32.00	30.00	0.20	081315WHC05	—	081321WBN150
	6.00	6.00	5.60	42.00	40.00	0.20	081316WHC05	081316WHW04	—
	8.00	8.00	7.60	25.00	23.00	0.20	081323WHC05	—	—
	8.00	8.00	7.60	50.00	48.00	0.20	081324WHC05	—	—



Adapters

	Boring Range A_{min}	Adapter				Weight	Part No.
		X_1	L_1	D_3	D_5		
m	3.00 - 8.00	22.50	14.00	6.00	20.00	0.04 (kg)	501050
	8.00 - 10.00	22.50	14.00	8.00	22.00	0.04 (kg)	501051



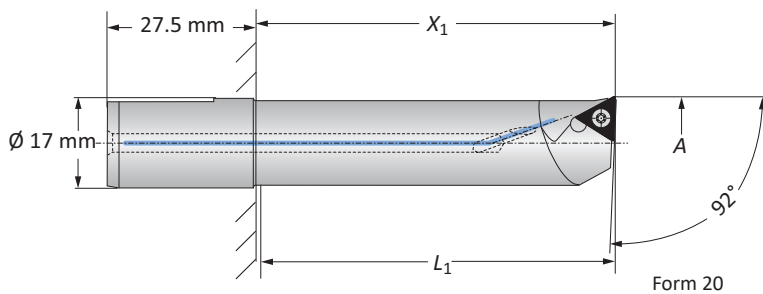
m = Metric (mm)

Boring Bars

Steel | Diameter Range: 6.00 mm - 20.00 mm



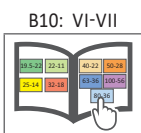
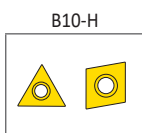
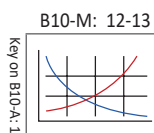
Form 101



Form 20

Boring Range		Boring Bar		Weight	Insert Form	Part No.	Insert Form	Part No.
A		X ₁	L ₁					
m	6.00 - 8.00	22.00	19.00	0.05 (kg)	211*	502068	–	–
	8.00 - 10.00	30.00	27.00	0.05 (kg)	211*	502066	–	–
	10.00 - 11.00	30.00	27.00	0.06 (kg)	101	502012	20*	502001
	11.00 - 12.00	30.00	27.00	0.06 (kg)	101	502075	20*	502070
	12.00 - 13.00	45.00	42.00	0.07 (kg)	101	502013	20*	502002
	13.00 - 14.00	45.00	42.00	0.08 (kg)	101	502076	20*	502071
	14.00 - 15.00	50.00	47.00	0.08 (kg)	101	502014	20*	502003
	15.00 - 16.00	50.00	47.00	0.09 (kg)	101	502077	20*	502072
	16.00 - 17.00	60.00	57.00	0.10 (kg)	101	502015	20*	502004
	17.00 - 18.00	60.00	57.00	0.12 (kg)	101	502078	20*	502073
	18.00 - 19.00	68.00	65.00	0.13 (kg)	101	502016	20*	502005
	19.00 - 20.00	68.00	65.00	0.14 (kg)	101	502079	20*	502074

*Not suitable for indexable inserts with a radius of 0.80 mm



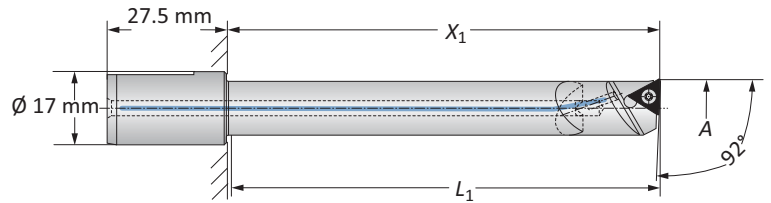
m = Metric (mm)
Inserts sold separately

Boring Bars

Carbide | Diameter Range: 10.00 mm - 20.00 mm



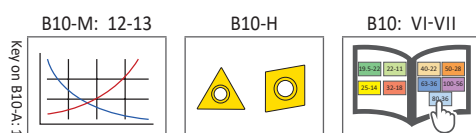
Form 101



Form 20

Boring Range		Boring Bar		Weight	Insert Form	Part No.	Insert Form	Part No.
A		X ₁	L ₁					
m	10.00 - 12.00	55.00	52.00	0.12 (kg)	101	502093	20*	502088
	10.00 - 12.00	70.00	67.00	0.14 (kg)	101	502034	20*	502023
	12.00 - 14.00	65.00	62.00	0.13 (kg)	101	502094	20*	502089
	12.00 - 14.00	85.00	82.00	0.18 (kg)	101	502035	20*	502024
	14.00 - 16.00	75.00	72.00	0.17 (kg)	101	502095	20*	502090
	14.00 - 16.00	90.00	87.00	0.22 (kg)	101	502036	20*	502025
	16.00 - 18.00	85.00	82.00	0.26 (kg)	101	502096	20*	502091
	16.00 - 18.00	110.00	107.00	0.32 (kg)	101	502037	20*	502026
	18.00 - 20.00	95.00	92.00	0.28 (kg)	101	502097	20*	502092
	18.00 - 20.00	120.00	117.00	0.40 (kg)	101	502038	20*	502027

*Not suitable for indexable inserts with a radius of 0.80 mm



m = Metric (mm)
Inserts sold separately