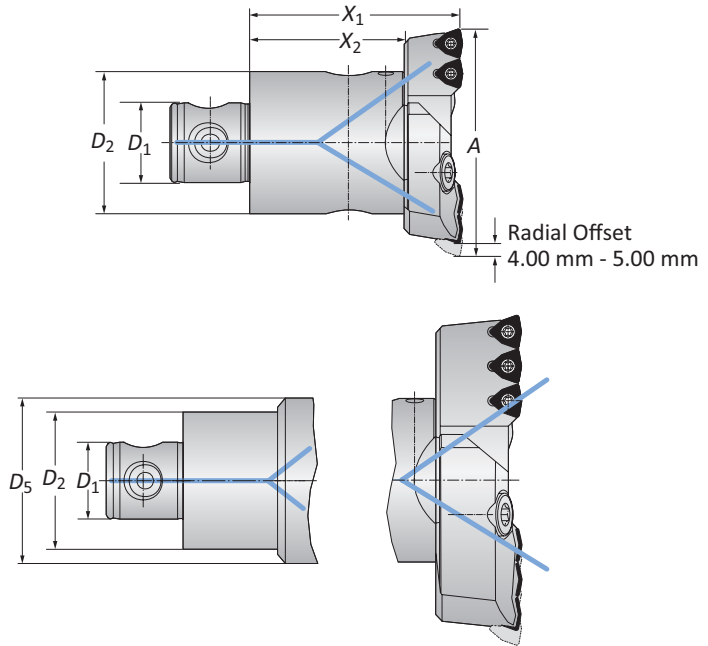


VolCut Insert Holders

Diameter Range: 65.00 mm - 3255.00 mm



Serrated Bodies with VolCut Insert Holders



Connection	Boring Range		Serrated Body			Weight	Number of Inserts	Insert Form	Part No.		
	D ₂ D ₁	A	A _{min} **	X ₁	X ₂				D ₅	VolCut Insert Holder	Serrated Body
m	50 - 28	65.00 - 83.00	65.00 - 70.00	74.00	55.00	-	1.10 (kg)	2	464	151019	148005
	63 - 36	82.00 - 103.00	82.00 - 87.00	89.00	60.00	-	2.20 (kg)	3	464	151039	148006
	80 - 36	100.00 - 130.00	100.00 - 105.00	89.00	60.00	-	3.00 (kg)	3	464	151059	148007
	80 - 36	125.00 - 155.00	125.00 - 130.00	89.00	60.00	-	3.20 (kg)	3	464	151069	148007
	80 - 36	150.00 - 205.00	150.00 - 155.00	89.00	60.00	125.00	5.10 (kg)	3	464	151069	148009
⚠ D60	200.00 - 3255.00	-	-	-	-	-	-	3	464	149030	*

NOTE: Inserts, insert holders, and serrated body are sold separately.

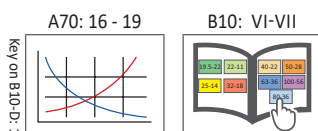
*For large diameter serrated slides, please contact Application Eng. on enquiries.eu@alliedmachine.com and see section B10-G in the Wohlhaupter® MultiBore® System Tools catalogue.

**For smaller diameters, both cartridges must be set to the same diameter. Only the outside insert on each cartridge can be engaged in the material.

IC Inserts

Carbide Grade	Geometry	Part No.	WSP-Screw
		 AM300®	
P35 (C5)	Standard	OP-05T308-P	IS-10-1
K35 (C1)	Standard	OP-05T308-1P	IS-10-1
K20 (C2)	Standard	OP-05T308-2P	IS-10-1
P35 (C5)	High Rake	OP-05T308-PHR	IS-10-1

NOTE: See section A70 in the Allied Master Product Catalogue for recommended cutting data, cutting materials, and geometries.



m = Metric (mm)

⚠ WARNING For large diameter boring with VolCut insert holders please:
 - Contact our Application Engineering department before purchasing (email: engineering.eu@alliedmachine.com)
 - Refer to section B10-G in the Wohlhaupter® MultiBore® System Tools catalogue.