

209



Porte outils et plaquettes

Largeur de gorge 2 - 3 mm

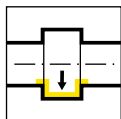
Portainserito e inserti

Larghezza della gola 2 - 3 mm

Géométries et avances
Geometrie e avanzamenti


Page/Pag.
113

Porte outils
Portainserito
B209




Page/Pag.
114

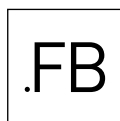
Plaquette amovible
Inserto
S209



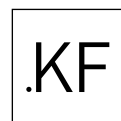
Page/Pag.
115



Page/Pag.
116



Page/Pag.
117

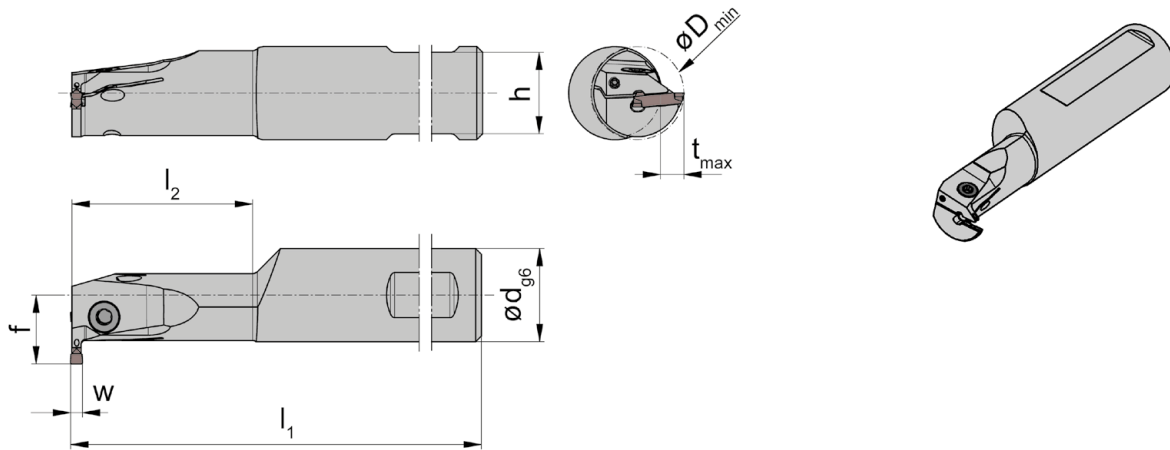
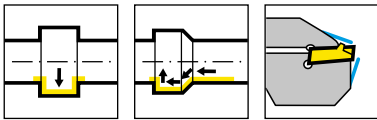


Page/Pag.
118

D

Géométrie Geometria	Matière Materiale	Avance f [mm/trs] Avanzamento f [mm/giro]	Usinage Lavorazione						
	<table border="1"> <tr> <td>P</td> <td>M</td> <td>K</td> </tr> <tr> <td>N</td> <td>S</td> <td>H</td> </tr> </table>	P	M	K	N	S	H	<p>↓ 0,10-0,45</p> <p>↔ 0,15-0,60</p>	
P	M	K							
N	S	H							
	<table border="1"> <tr> <td>P</td> <td>M</td> <td>K</td> </tr> <tr> <td>N</td> <td>S</td> <td>H</td> </tr> </table>	P	M	K	N	S	H	<p>↓ 0,03-0,12</p>	
P	M	K							
N	S	H							
	<table border="1"> <tr> <td>P</td> <td>M</td> <td>K</td> </tr> <tr> <td>N</td> <td>S</td> <td>H</td> </tr> </table>	P	M	K	N	S	H	<p>↓ 0,10-0,45</p> <p>↔ 0,05-0,25</p>	
P	M	K							
N	S	H							
	<table border="1"> <tr> <td>P</td> <td>M</td> <td>K</td> </tr> <tr> <td>N</td> <td>S</td> <td>H</td> </tr> </table>	P	M	K	N	S	H	<p>↓ 0,02-0,10</p> <p>↔ 0,0015-0,07</p>	
P	M	K							
N	S	H							

D



R = version à droite représentée
R = versione destra come in figura

L = version à gauche
L = versione sinistra a specchio

N° de commande Codice prodotto	d	l ₁	l ₂	h	f	t _{max}	D _{min}	HWS
RB209.0016.1.02.IK	16	110	30	14	11,8	3,5	16	20920
RB209.0020.1.12.IK	20	110	30	18	15,3	5	18	20920
RB209.0016.1.025.IK	16	110	30	14	11,8	3,5	16	20925
RB209.0020.1.125.IK	20	110	30	18	15,3	5	18	20925
RB209.0016.1.03.IK	16	110	30	14	11,8	3,5	16	20930
RB209.0020.1.13.IK	20	110	30	18	15,3	5	18	20930
LB209.0016.1.02.IK	16	110	30	14	11,8	3,5	16	20920
LB209.0020.1.12.IK	20	110	30	18	15,3	5	18	20920
LB209.0016.1.025.IK	16	110	30	14	11,8	3,5	16	20925
LB209.0020.1.125.IK	20	110	30	18	15,3	5	18	20925
LB209.0016.1.03.IK	16	110	30	14	11,8	3,5	16	20930
LB209.0020.1.13.IK	20	110	30	18	15,3	5	18	20930

w voir plaquettes amovibles
w vd. inserti

Pièces Détachées

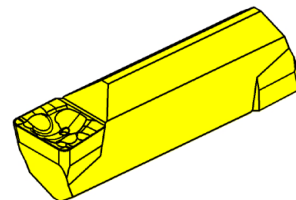
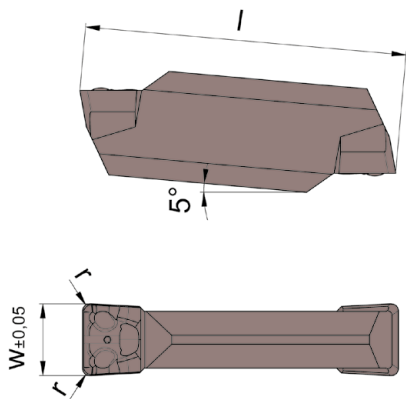
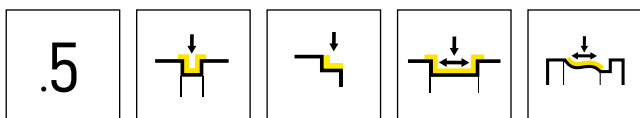
Ricambi

Porte outils Portainsero	Vis de serrage Vite di serraggio	Tournevis TORX PLUS® Cacciavite TORX PLUS®
R/LB209...	3.5.12T10EP	T10PL

Plaquette amovible

Inserto

S209



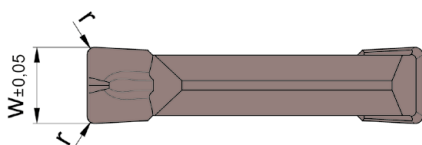
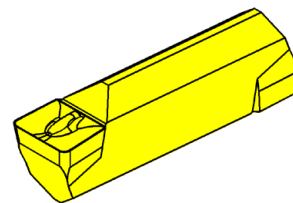
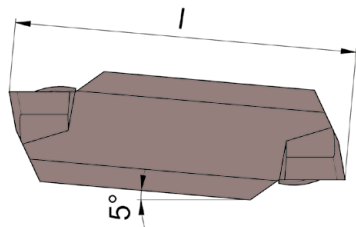
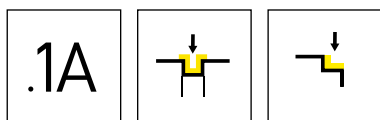
D

Nuance
Leghe

▲ en stock
a stock

Δ 4 semaines
4 settimane

N° de commande Codice prodotto	w	r	l	HIS	AS45
S209.0200.52	2	0,2	9	20920	▲
S209.0250.52	2,5	0,2	10	20925	▲
S209.0300.52	3	0,2	10	20930	▲
					P ●
					M ●
					K ●
					N ○
					S ●
					H -



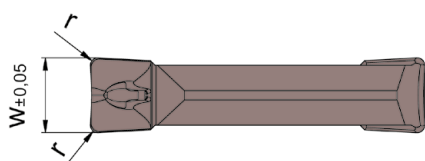
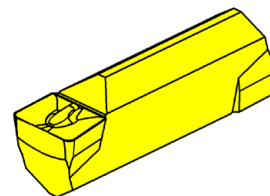
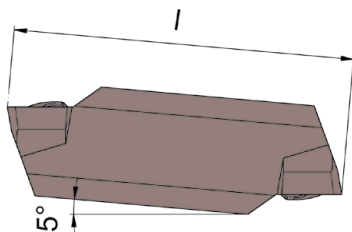
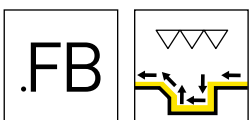
D

Nuance
Leghe

▲ en stock
a stock

Δ 4 semaines
4 settimane

N° de commande Codice prodotto	w	r	l	HIS	AS45
S209.0200.1A2	2	0,2	9	20920	▲
S209.0250.1A2	2,5	0,2	10	20925	Δ
S209.0300.1A2	3	0,2	10	20930	▲
					P ●
					M ●
					K ●
					N o
					S ●
					H -



Nuance
Leghe

▲ en stock
a stock

Δ 4 semaines
4 settimane

N° de commande Codice prodotto	w	r	l	HIS	EG35
S209.FB20.02	2	0,2	9	20920	▲

P	●
M	●
K	○
N	-
S	-
H	-

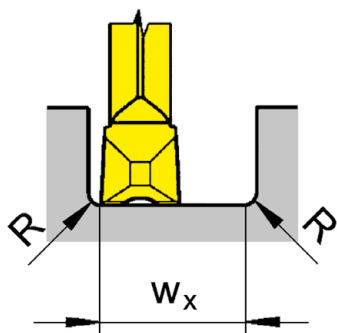
Calcul de la plus petite largeur de gorge w_x
Calcolo della larghezza di gola w_x più basso possibile

Exemple S209.FB20.02
Esempio


$w_x = 2 \times \text{Largeur de gorge} / \text{Larghezza della gola } w - 2 \times \text{Rayon d'angles plaque} / \text{Spigolo raggiato inserto } r$

$w_x = 2 \times 2 \text{ mm} - 2 \times 0,2 \text{ mm}$

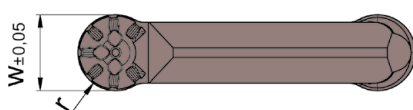
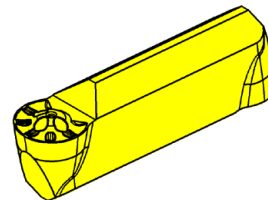
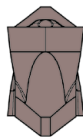
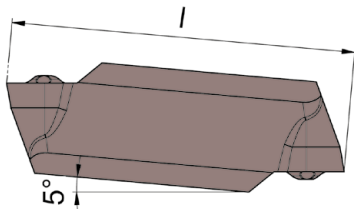
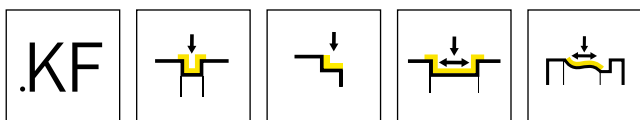
$w_x = 3,6 \text{ mm}$



Déroutement du processus
Percorso di lavoro



D



D

Nuance
Leghe

▲ en stock
a stock

Δ 4 semaines
4 settimane

N° de commande Codice prodotto	w	l	r	HIS	AS45
S209.0010.KF2	2	9	1	20920	▲
S209.0015.KF3	3	10	1,5	20930	▲
					P ●
					M ●
					K ●
					N o
					S ●
					H -