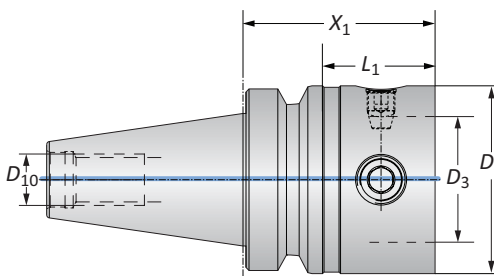


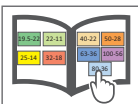
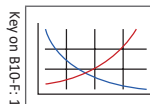
## Dual Contact BT Master Shanks (JIS B 6339)



Taper Size	Connection		Shank			Weight	Part No.
	$D_4$   $D_3$	$X_1$	$L_1$	$D_{10}$			
mm	40	50 - 28	54.00	27.00	M16 x 2	1.20 (kg)	353070
	40	63 - 36	64.00	37.00	M16 x 2	1.50 (kg)	353071
	50	50 - 28	65.00	26.80	M24 x 3	4.00 (kg)	353072
	50	63 - 36	75.00	36.80	M24 x 3	4.20 (kg)	353073
	50	80 - 36	75.00	36.80	M24 x 3	4.80 (kg)	353074
	50	100 - 56	90.00	51.80	M24 x 3	5.50 (kg)	353075

B10-M: 12-13

B10: VI-VII



mm = Metric (mm)

**WARNING** Exceeding weight capacity for machine tool spindle and tool changer can cause machine damage and/or serious injury. To prevent:

- Consult machine tool builder for machine's weight limitations.
  - Refer to example on page B10-M: 11 for calculating tool assembly weight
- Factory technical assistance is also available for specific applications through our Application Engineering department. *email: engineering.eu@alliedmachine.com*

**WARNING** Tool failure can cause serious injury. To prevent:

- Do not exceed recommended 10xD length-to-diameter ratio or exceed 4 total components (including shank)
  - When using Alu-Line® components, do not exceed recommended 5xD length-to-diameter ratio
  - When using tool steel components, do not exceed recommended 6xD length-to-diameter ratio
  - When using heavy metal reducers, do not exceed recommended 8xD length-to-diameter ratio
  - When using a carbide shank, do not exceed recommended 9xD length-to-diameter ratio
  - When using a NOVITECH® module, do not exceed recommended 10xD length-to-diameter ratio
  - Refer to examples on pages B10-M: 8-10 for calculating length-to-diameter ratio
- Factory technical assistance is available for your specific applications through our Application Engineering department. *email: engineering.eu@alliedmachine.com*