DIN 1806 Morse Taper Master Shanks | R8 Master Shanks

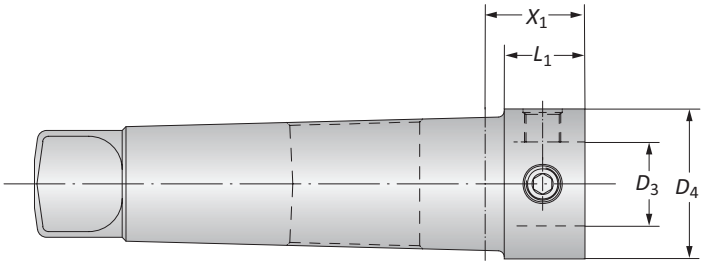

DIN 1806 Master Shanks

	Morse Taper Size	Connection D_4 | D_3	Shank X_1	Shank L_1	Weight	Part No.
m	4	50 - 28	43.00	36.50	1.10 (kg)	**132022T003590**
	5	50 - 28	33.00	26.70	1.80 (kg)	**132022T003920**
	5	63 - 36	53.00	46.70	2.20 (kg)	**132066T003920**

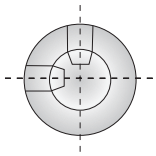

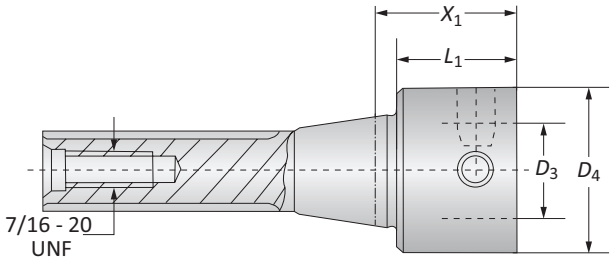

	Connection D_4 | D_3	Shank X_1	Shank L_1	Weight	Part No.
m	50 - 28	45.00	36.00	1.00 (kg)	**132022T007166**
	63 - 36	60.00	51.00	1.30 (kg)	**132066T007166**

B10-M: 12-13
Key on B10-F: 1
B10: VI-VII

m = Metric (mm)

WARNING **Exceeding weight capacity for machine tool spindle and tool changer can cause machine damage and/or serious injury. To prevent:**
-Consult machine tool builder for machine's weight limitations.
-Refer to example on page B10-M: 11 for calculating tool assembly weight
Factory technical assistance is also available for specific applications through our Application Engineering department. *email: engineering.eu@alliedmachine.com*

WARNING **Tool failure can cause serious injury. To prevent:**
-Do not exceed recommended 10xD length-to-diameter ratio or exceed 4 total components (including shank)
-When using Alu-Line® components, do not exceed recommended 5xD length-to-diameter ratio
-When using tool steel components, do not exceed recommended 6xD length-to-diameter ratio
-When using heavy metal reducers, do not exceed recommended 8xD length-to-diameter ratio
-When using a carbide shank, do not exceed recommended 9xD length-to-diameter ratio
-When using a NOVI TECH® module, do not exceed recommended 10xD length-to-diameter ratio
-Refer to examples on pages B10-M: 8-10 for calculating length-to-diameter ratio
Factory technical assistance is available for your specific applications through our Application Engineering department. *email:* **engineering.eu@alliedmachine.com**