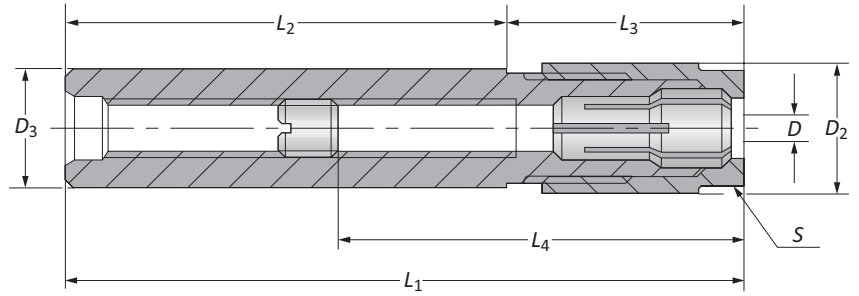


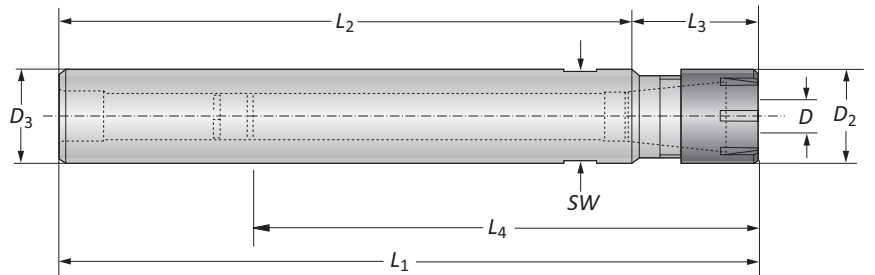
## Collet Chucks for Erickson System | Cylindrical Collet Chucks for ISO 15488 (DIN 6499) Collets

Diameter Range: 1.00 mm - 10.00 mm



### Collet Chucks for Erickson System

Nominal Size	Clamping Range	Collet Chuck								Service Key	Weight	Part No.
		$D_2$	$D_3$	$L_1$	$L_2$	$L_3$	$L_4$ Min	$L_4$ Max	$S$			
m	6	1.00 - 6.50	14.00	12.50	112.00	76.00	36.00	42.00	101.00	13	0.20 (kg)	162080
	6	1.00 - 6.50	14.00	12.50	176.00	140.00	36.00	42.00	102.00	13	0.20 (kg)	162081
	10	1.00 - 10.00	21.00	20.00	120.00	76.00	44.00	39.00	107.00	19	0.30 (kg)	162082
	10	1.00 - 10.00	21.00	20.00	184.00	140.00	44.00	39.00	119.00	19	0.30 (kg)	162083

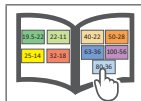
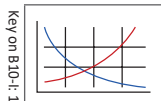


### Cylindrical Collet Chucks for ISO 15488 (DIN 6499) Collets

Nominal Size	Collet Chuck									Hex Size	Part No.
	$D$	$D_2$	$D_3$	$L_1$	$L_2$	$L_3$	$L_4$ Min	$L_4$ Max	$SW$		
m	ER 8	1.00 - 5.00	12.00	8.00	126.00	100.00	26.00	36.50	36.50	09	209054
	ER 8	1.00 - 5.00	12.00	12.00	166.00	140.00	26.00	36.50	36.50	09	209055
	ER 11	1.00 - 7.00	16.00	16.00	106.50	80.00	26.50	23.00	65.00	11	209056
	ER 11	1.00 - 7.00	16.00	16.00	166.50	140.00	26.50	23.00	65.00	11	209057
	ER 16	1.00 - 10.00	22.00	20.00	118.50	80.00	38.50	33.00	102.00	17	209058
	ER 16	1.00 - 10.00	22.00	20.00	178.50	140.00	38.50	33.00	123.00	17	209059

B10-M: 12-13

B10: VI-VII



m = Metric (mm)